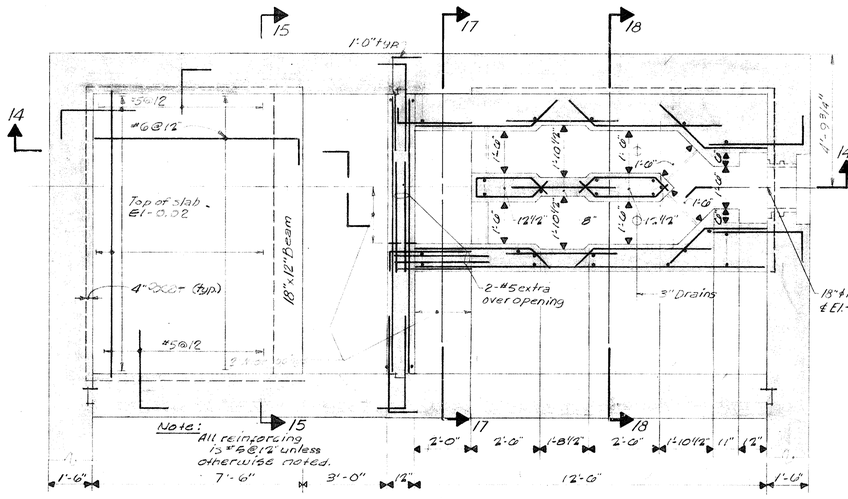

PLAN @ El-0.03
Scale: 3/8"=1'-0"

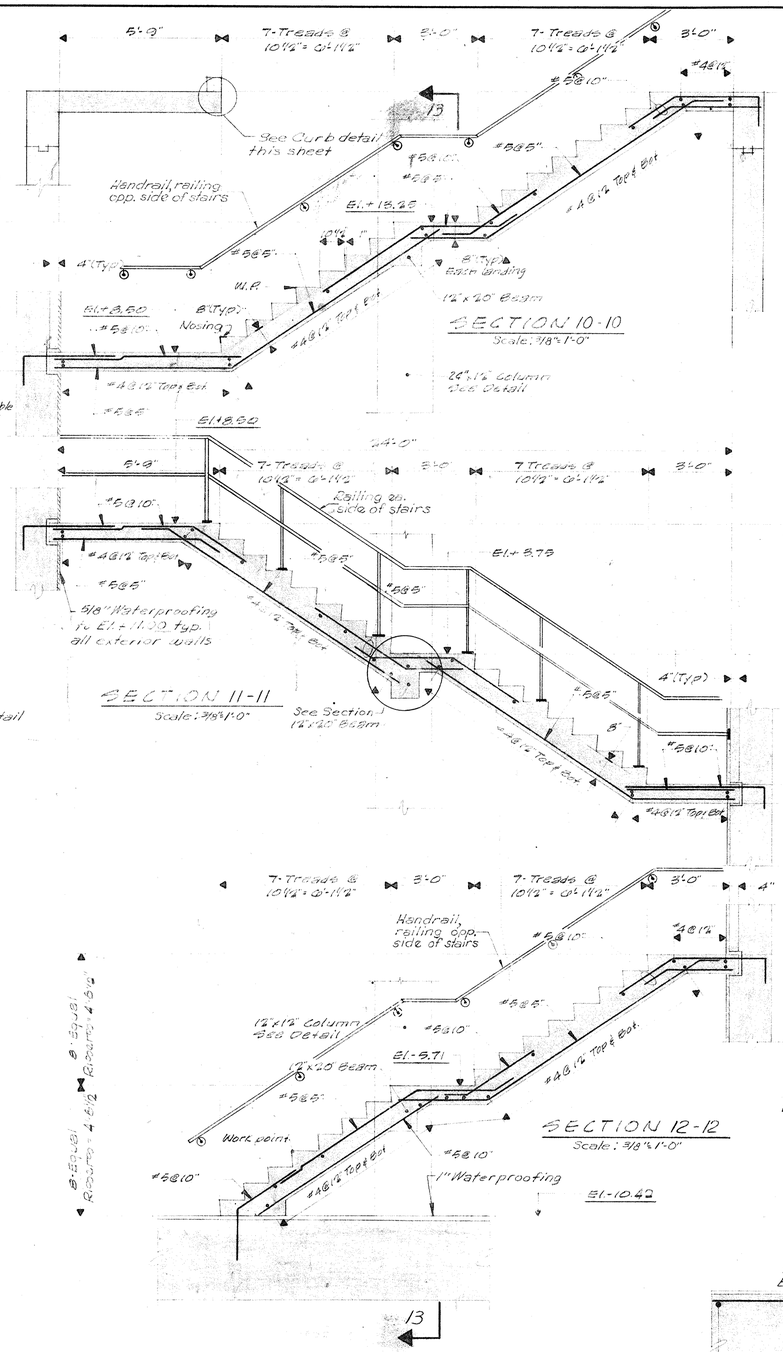

SECTION 10-10
Scale: 3/8"=1'-0"

SECTION 11-11
Scale: 3/8"=1'-0"

SECTION 12-12
Scale: 3/8"=1'-0"

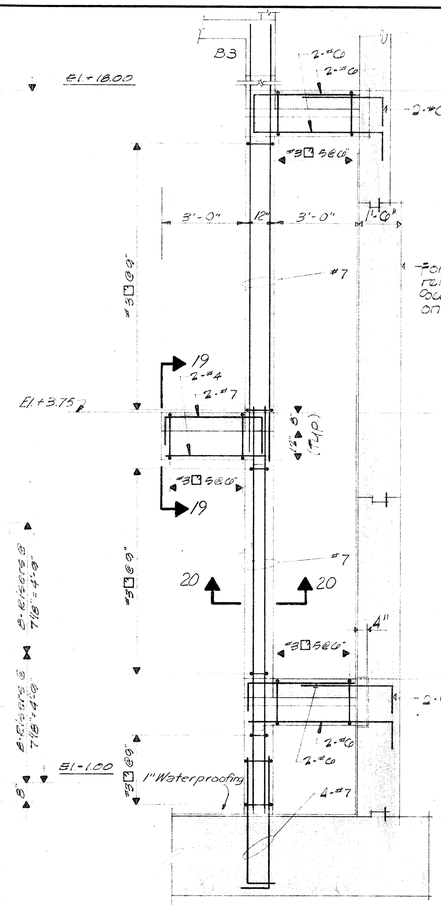

SECTION 13-13
Scale: 3/8"=1'-0"

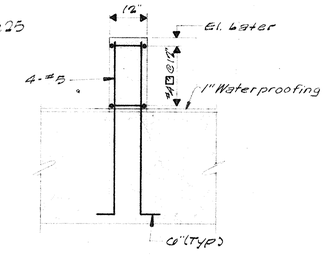

PIPE SUPPORT DETAIL
Scale 1/2"=1'-0"

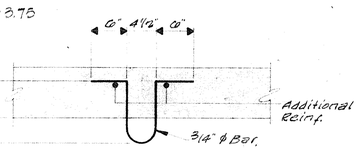

LIFTING HOOK DETAIL
Scale 1"=1'-0" 5 (Required)

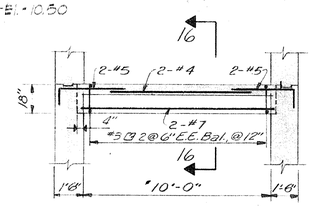

SECTION 15-15
Scale: 1/4"=1'-0"

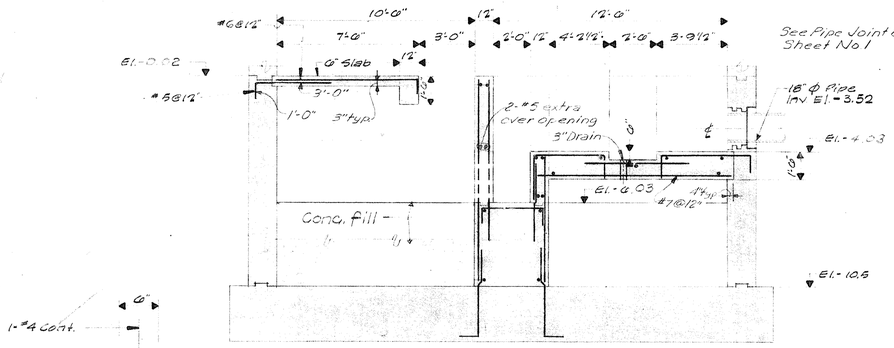

SECTION 14-14
Scale: 1/4"=1'-0"

CURB DETAIL
Scale 1"=1'-0"

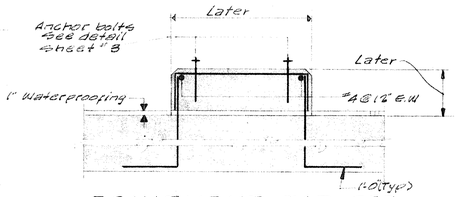

EQUIPMENT PAD DET.
Scale 3/4"=1'-0"

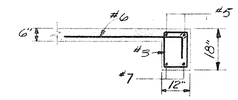

SECTION 16-16
Scale: 3/8"=1'-0"

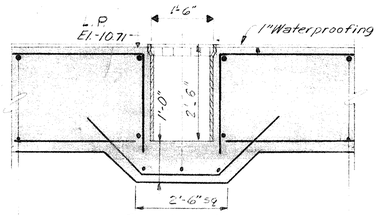

SUMP DETAIL
Scale 1/2"=1'-0"

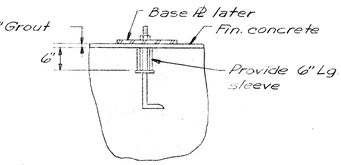

Size, location & number of anchor bolts to be determined after selection of equipment

ANCHOR BOLT DETAIL
N.T.S.

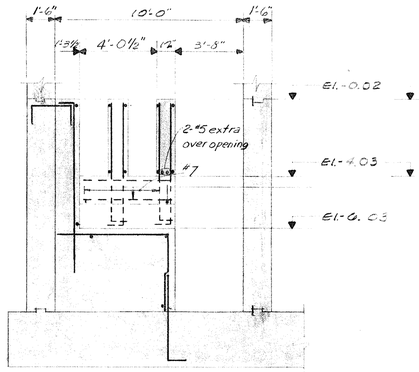

SECTION 17-17
Scale: 1/4"=1'-0"

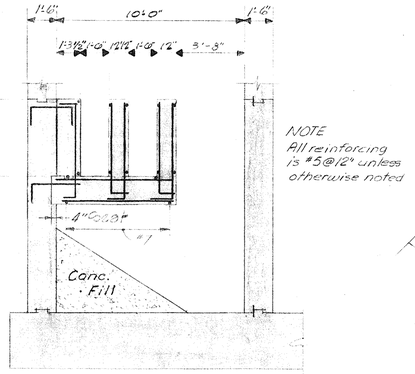

SECTION 18-18
Scale: 1/4"=1'-0"

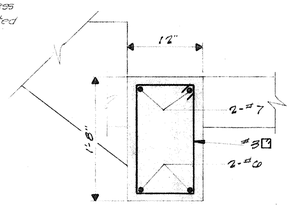

SECTION 19-19
Scale: 1"=1'-0"

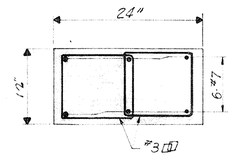

SECTION 20-20
Scale: 1"=1'-0"

R D DRAWING

Date	Ch'k'd.	Revision
4/73		Revised for Record.
July 70		Revised for new site

Drawn by: B.S.L. B.J.B.
Checked by: MAD
Approved by: CAP
Date: August 1969
Scale: As Noted

TOWN OF MARION, MASSACHUSETTS
SEWAGE WORKS IMPROVEMENTS
CONTRACT NO. 2
STRUCTURAL DETAILS II

CAMP, DRESSER & McKEE
Consulting Engineers
Boston, Mass.

SHEET NO. 4
357-12798

ANDREW T. JOHNSON CO., INC.